



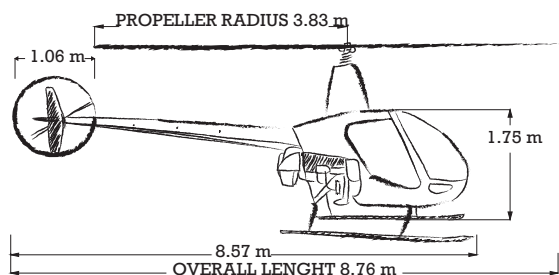
## Modell **222**

**Available Versions: STANDARD - GTS- EXCEL - SS190HP**

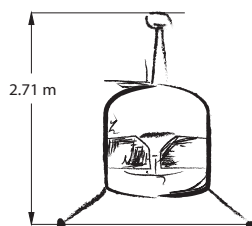
### Characteristics

<b>Engine Type</b>	<b>Lycoming O-320</b>
<b>Power</b>	<b>172 HP with 2700 rpm</b>
<b>Power in continuous use</b>	<b>136 HP with 2550 rpm</b>
<b>Throttle manage</b>	<b>Manually-Automatically with governor</b>
<b>Frame</b>	<b>Chrome - molybdenum - Optional: sectoral pressurization</b>
<b>Cabin</b>	<b>Aluminium - Composite - Stainless Steel</b>
<b>Controls type</b>	<b>Rigid rods (Dual removable controls)</b>
<b>Seats</b>	<b>2 side by side</b>
<b>Avionics</b>	<b>Analogica - Full Efis in colors (Specific program)</b>
<b>Gross weight</b>	<b>992Lb / 1092Lb Amphibious version</b>
<b>Maximum take-off weght (on project)</b>	<b>1372 Lb</b>
<b>Empty weight equipped</b>	<b>643Lb Basic</b>
<b>Useful load (on project)</b>	<b>727Lb</b>
<b>Power/Weight ratio (at 992lb)</b>	<b>7,27 Lb/Hp</b>
<b>Fuel type</b>	<b>Petrol</b>
<b>Fuel Consumption</b>	<b>26,87 G/H</b>
<b>Tank Capacity</b>	<b>68 Liters + 35 Liters (auxiliaries) – Additional fuel tank</b>
<b>Cruise Speed</b>	<b>105 Mhp</b>
<b>Max Speed</b>	<b>116 Mhp</b>
<b>Hover in ground effect</b>	<b>11480 ft.</b>
<b>Hover out of ground effect</b>	<b>8000 ft.</b>
<b>Autonomy (miles in air)</b>	<b>435</b>
<b>Maximum operating altitude</b>	<b>15360 feet</b>
<b>Strobo, Nav and Landing Light</b>	<b>Led</b>
<b>TBO (hours)</b>	<b>2200</b>

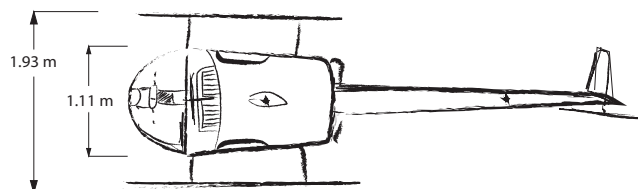
### Dimensions



Side view



Front view



Top view